



















































RL6 Icons

Icon Name	Module	File Type	Image	Icon Wall Caption	Notes/Configured Defaults
AdverseDrug	Risk	Adverse Drug Reaction		Adverse Drug Reaction	Default Form Icon
Onset of Hypoglycemia During Care (ADR)	Risk	Adverse Drug Reaction		Onset of Hypoglycemia During Care (ADR)	Default Values: SET = other If other = hypoglycemia
Complication of Procedure/Treatment/Test	Risk	Complication of Procedure/Treatment/Test		Complication of Procedure/Treatment/Test	Default Form Icon
Anesthesia Event	Risk	Complication of Procedure/Treatment/Test		Anesthesia Event	Default Values: SET = anesthesia event
Complication Following Surgery	Risk	Complication of Procedure/Treatment/Test		Complication Following Surgery	Default Values: SET = complication following surgery or invasive proc
Emergency Department Complication	Risk	Complication of Procedure/Treatment/Test		Emergency Department Complication	Default Values: SET = emergency department
Left Before Visit Completed	Risk	Complication of Procedure/Treatment/Test		Left Before Visit Completed	Default Values: SET = emergency department Type of ED event = Left before visit completed
LWBS (Left Without Being Seen)	Risk	Complication of Procedure/Treatment/Test		LWBS	Default Values: SET = emergency department Type of ED event = Left without being seen
Patient in the 302 process eloped with injury	Risk	Complication of Procedure/Treatment/Test		Patient in the 302 Process Eloped with Injury	Default Values: SET = emergency department Type of ED event = ED - Patient in 302 process eloped - with injury
Healthcare Acquired Infection	Risk	Complication of Procedure/Treatment/Test		Healthcare Acquired Infection	Default Values: SET = healthcare-associated infection
IV Site Complication	Risk	Complication of Procedure/Treatment/Test		IV Site Complication	Default Values: SET = IV site complication (phlebitis, bruising, etc)
Maternal Complication	Risk	Complication of Procedure/Treatment/Test		Maternal Complication	Default Values: SET = maternal complication
Neonatal Complication	Risk	Complication of Procedure/Treatment/Test		Neonatal Complication	Default Values: SET = neonatal complication
Onset of Hypoglycemia During Care	Risk	Complication of Procedure/Treatment/Test		Onset of Hypoglycemia During Care	Default Values: SET = onset of hypoglycemia during care
Equipment/Supplies/Devices	Risk	Equipment/Supplies/Devices		Equipment/Supplies/Devices	Default Form Icon




RL6 Icons

Icon Name	Module	File Type	Image	Icon Wall Caption	Notes/Configured Defaults
Error Related to Procedure/Treatment/Test	Risk	Error Related to Procedure/Treatment/Test		Error Related to Procedure/Treatment/Test	Default Form Icon
Event Related to Procedure/Treatment/Test	Risk	Error Related to Procedure/Treatment/Test		Event Related to Procedure/Treatment/Test	Alternate Form Icon/Name
Dietary	Risk	Error Related to Procedure/Treatment/Test		Dietary	Default Values: SET = dietary
Laboratory Test Problem	Risk	Error Related to Procedure/Treatment/Test		Laboratory Test Problem	Default Values: SET = laboratory test problem
Radiology/Imaging Test Problem	Risk	Error Related to Procedure/Treatment/Test		Radiology/Imaging Test Problem	Default Values: SET = radiology/imaging test problem
Referral/Consult Problem	Risk	Error Related to Procedure/Treatment/Test		Referral/Consult Problem	Default Values: SET = referral/consult problem
Respiratory Care	Risk	Error Related to Procedure/Treatment/Test		Respiratory Care	Default Values: SET = respiratory care
Surgery/Invasive Procedure Problem	Risk	Error Related to Procedure/Treatment/Test		Surgery/Invasive Procedure Problem	Default Values: SET = surgery/invasive procedure problem
Fall	Risk	Fall		Fall	Default Form Icon
Infrastructure	Risk	Infrastructure Failure		Infrastructure	Default Form Icon
Administration/Management	Risk	Infrastructure Failure		Administration/Management	Default Values: SET = administration/management
Elopement/AWOL - No Injury	Risk	Infrastructure Failure		Elopement/AWOL - No Injury	Default Values: SET = administration/management Type of admin/manage = elopement/AWOL - no injury
Capacity	Risk	Infrastructure Failure		Capacity	Default Values: SET = capacity
Criminal/Potentially Criminal or Illegal Activity	Risk	Infrastructure Failure		Criminal/Potentially Criminal or Illegal Activity	Default Values: SET = criminal/potentially criminal or illegal activity
Combative/Violent Behavior (IF)	Risk	Infrastructure Failure		Combative/Violent Behavior	Default Values: SET = criminal/potentially criminal or illegal activity Type of activity = violence/abuse/neglect
Emergency Services/Response	Risk	Infrastructure Failure		Emergency Services/Response	Default Values: SET = emergency services/response
Physical Plant/Utilities/Service Disruption	Risk	Infrastructure Failure		Physical Plant/Utilities/Service Disruption	Default Values: SET = physical plant/utilities/service disruption
Medication Error	Risk	Medication Error		Medication Error	Default Form Icon
Skin Integrity	Risk	Skin Integrity		Skin Integrity	Default Form Icon

RL6 Icons

Icon Name	Module	File Type	Image	Icon Wall Caption	Notes/Configured Defaults
Transfusion	Risk	Transfusion		Transfusion	Default Form Icon
Other / Miscellaneous	Risk	Other/Miscellaneous		Other / Miscellaneous	Default Form Icon
AMA	Risk	Other/Miscellaneous		AMA	Default Values: SET = against medical advice
Combative/Violent Behavior	Risk	Other/Miscellaneous		Combative/Violent Behavior	Default Values: SET = combative/violent behavior
Confidentiality	Risk	Other/Miscellaneous		Confidentiality	Default Values: SET = confidentiality
Delay in Service	Risk	Other/Miscellaneous		Delay in Service	Default Values: SET = delay in service
Deviation from Policy/Procedure	Risk	Other/Miscellaneous		Deviation from Policy/Procedure	Default Values: SET = deviation from policy/procedure
Dissatisfied Patient/Family	Risk	Other/Miscellaneous		Dissatisfied Patient/Family	Default Values: SET = dissatisfied patient/family
Patient Complaint	Risk	Other/Miscellaneous		Patient Complaint	Default Values: SET = dissatisfied patient/family
Lost/Broken Valuables	Risk	Other/Miscellaneous		Lost/Broken Valuables	Default Values: SET = dissatisfied patient/family Category of Complaint = Loss
Patient Self-Harm	Risk	Other/Miscellaneous		Patient Self-Harm	Default Values: SET = Self-Harm
Readmission within 24 hours d/c	Risk	Other/Miscellaneous		Readmission within 24 hours d/c	Default Values: SET = readmission within 24 hrs d/c
Restraint/Seclusion	Risk	Other/Miscellaneous		Restraint/Seclusion	Default Values: SET = restraint/seclusion
Unanticipated Transfer	Risk	Other/Miscellaneous		Unanticipated Transfer	Default Values: SET = Unanticipated transfer to higher level of care
Staffing Effectiveness	Risk	Other/Miscellaneous		Logistics - Staffing Effectiveness	Default Values: SET = other If other = Staffing Effectiveness
PHARMACY ONLY - Incorrect Med Counts Anesthesia Cart	Risk	Other/Miscellaneous		PHARMACY ONLY - Incorrect Med Counts Anesthesia Cart	Default Values: SET = other If other = Incorrect Med Counts Anesthesia Cart Care Area Name = Anesthesia Classification of person = LOCATION/PERSON NOT APPLICABLE
Readmission within 30 days	Risk	Other/Miscellaneous		Readmission within 30 days	Default Values: SET = other If other = Readmission within 30 days
Transfer to Higher Level of Care	Risk	Other/Miscellaneous		Transfer to Higher Level of Care	Default Values: SET = other If other = Transfer to Higher Level of Care

RL6 Icons

Icon Name	Module	File Type	Image	Icon Wall Caption	Notes/Configured Defaults
Employee Accident/Injury/Illness Report	Risk	Employee Accident/Injury/Illness		Employee Accident/Injury/Illness Report	Default Form Icon (Optional Risk Form) Much more detailed than Employee/Affiliate form
Employee/Affiliate Issue	Risk	Employee/Affiliate		Employee/Affiliate Issue	Default Form Icon (Optional Risk Form)
Employee Injury	Risk	Employee/Affiliate		Employee Injury	Alternate Form Icon/Name
Employee/Affiliate	Risk	Employee/Affiliate		Employee/Affiliate Issue	Alternate Form Icon/Name
Volunteer	Risk	Employee/Affiliate		Volunteer Issue	Default Values: Classification of Person = AFFILIATE Affiliate Type = Volunteer
Incidental Findings	Risk	Incidental Findings		Incidental Findings	Default Form Icon (Optional Risk Form)
AssureCare	Risk	Incidental Findings		AssureCare	Alternate Form Icon/Name
Feedback Multi Issues	Feedback	Multiple Issues		Feedback	Default Form Icon (Optional module can be purchased)
Complaints / Grievances / Compliments	Feedback	Multiple Issues		Complaints / Grievances / Compliments	Alternate Form Icon/Name
Compliment	Feedback	Multiple Issues		Compliment	Default Values: Classification = Compliment
Dissatisfied Patient/Family (Complaint/Grievance)	Feedback	Multiple Issues		Dissatisfied Patient/Family (Complaint/Grievance)	Default Values: Classification = Complaint